




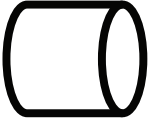


THE LAUNDRESS®

NEW YORK

FABRIC	 <p>LAUNDRESS PRODUCT</p>	 <p>WASHING</p>	 <p>DRYING</p>	 <p>WARNINGS</p>	 <p>IRONING</p>	 <p>STORING</p>
<p>WOOL CASHMERE MOHAIR ANGORA</p>	<p>-Wool & Cashmere Shampoo</p>	<p>-Water temperature: cold -Hand washing -Machine wash with delicate/woolen cycle -In mesh bag -Item turned inside out -Wash with like colors *View Recipe Below!</p>	<p>-Lay flat in natural shape -Do not use dryer -Keep out of sun</p>	<p>DO NOT: -Use hot water -Use Fabric Conditioner -Use bleach -Use Dryer -Dry in sunlight -Store/leave in plastic</p>	<p>-Steam only -Iron will crush fibers</p>	<p>-Will mildew & will attract bugs -Always store clean -Use Fabric Fresh or Scented Squares for moth repellent -Store in cotton zipped bag</p>
<p>COTTON LINEN</p>	<p>-Signature Detergent -Darks Detergent -Whites Detergent -Fabric Conditioner/Dryer Sheets</p>	<p>-Water temperature: all -Separate colors</p>	<p>FOR COTTON: -Use dryer at high temperature or hang dry -Has max shrinkage point</p> <p>FOR LINEN: -Line dry or dry on low -Always remove & hang when damp</p>	<p>DO NOT: -Use bleach (weakens fibers)</p>	<p>FOR COTTON: -Iron hot or steam -Starch as preferred (Stiffen Up)</p> <p>FOR LINEN: -Easiest when pressed damp -Starch as preferred (Stiffen Up)</p>	<p>-Will deteriorate & discolor from the environment. -Store clean -Store in acid free paper or in cotton storage bags</p>
<p>SILK & SILK BLENDS (50% or more)</p>	<p>-Delicate Wash</p>	<p>-Water temperature: cold -Hand washing -Machine wash with delicate/woolen cycle -In mesh bag -Do not soak for over 30 minutes -Wash with like colors *View Recipe Below!</p>	<p>-Do not wring or twist garment -Lay flat or hang to dry -Do not use dryer -Keep out of sun</p>	<p>DO NOT: -Use hot water -Use Fabric Conditioner -Use bleach -Use dryer -Dry in sunlight -Store/leave in plastic</p>	<p>-Use steamer or iron on low heat -Press items inside out -Using iron too hot can leave marks</p>	<p>-Deteriorates in sunlight -Protect from bugs -No plastic -Store clean -Store in acid free paper or in cotton storage bags</p>
<p>VISCOSE RAYON (Often blended with poly, lycra & nylon)</p>	<p>-Delicate Wash</p>	<p>-Water temperature: cold -Hand wash -Machine wash with delicate/woolen cycle -Separate colors -Can be an unpredictable fabric -Fibers get tight when wet - should go back to normal when dry</p>	<p>-Do not wring or twist garment -Can stretch - lay flat or hang to dry. -Do not use dryer</p>	<p>DO NOT: -Use hot water -Use Fabric Conditioner/Dryer Sheets -Use bleach -Use dryer -Dry in sunlight -Store/leave in plastic -Use vinegar</p>	<p>-Iron on medium when slightly damp inside out -Steam</p>	<p>-Store clean</p>

FABRIC	LAUNDRESS PRODUCT	WASHING	DRYING	WARNINGS	IRONING	STORING
LYCRA SPANDEX	-Signature Detergent -Swimwear Care or Sport Wash when appropriate	-Water temperature: any -Hand wash -Machine wash on normal -Separate colors	-Tumble dry on low or line dry -Dryer will weaken elasticity	DO NOT: -Use bleach (will deteriorate and turn yellow) -Use Fabric Conditioner/ Dryer Sheets	-If needed, use iron on low or steam	-Store clean
RAMIE	-Delicate Wash	-Water temperature: cold -Hand wash -Machine wash on delicate cycle using mesh bag -Separate colors	-Do not wring or twist garment. -Hang or lay flat to dry or tumble dry on low setting	DO NOT: -Use bleach -Use hot water -Use Fabric Conditioner/ Dryer Sheets	-If needed, use iron on low or steam -Iron while damp on medium or high heat	-Store clean
ACETATE	-Delicate Wash	-Water temperature: cold -Hand wash -Machine wash on delicate cycle using mesh bag -Separate colors	-Line dry or lay flat -No dryer	DO NOT: -Use Fabric Conditioner/ Starch/Dryer Sheets -Could discolor with perfume	-Press while damp on the wrong side with a cool iron	-Store clean
MODAL (Synthetically designed to act like cotton)	-Signature Detergent -Darks Detergent -Whites Detergent -Fabric Conditioner/Dryer Sheets	-Water temperature: all -Separate colors	-Use dryer at high temperature or hang dry -Has max shrinkage point	DO NOT: -Use bleach (weakens fibers)	-Iron hot or steam -Easiest when pressed damp -Starch as preferred (Stiffen Up)	-Will deteriorate & discolor in the environment – use acid free tissue in boxes -Store clean
POLYESTER NYLON	-Signature Detergent	-Water temperature: warm -Machine wash on normal -Separate colors	-Line, hang dry or tumble on low -Remove from dryer promptly	DO NOT: -Use bleach (will deteriorate and turn yellow)	-Press on low to medium heat or steam	-Store clean

THE LAUNDRESS TIPS & RECIPES:

-For specific instruction, always refer to the garment's sewn-in care label.

-Always treat stains first and soak for most effective removal.

-Our rule of thumb for blends is to wash according to the highest percentage. i.e. if your sweater is 70% cashmere and 30% silk, wash with Wool & Cashmere and follow the appropriate washing recipe.

PIT STAIN/YELLOWING REMOVAL RECIPE:

**for use on durable fibers such as cotton and cotton blends only*

-Pour The Laundress Stain Solution on the direct stained area. Run hot water (we pour boiling water from the kettle) onto stain and soak in a basin. If stain has faded but isn't completely gone, repeat the process until satisfied. After pre-treating wash with The Laundress Detergent in the machine. (We recommend the Whites Detergents for whites, Signature for colors, etc.)

WOOL & CASHMERE RECIPE:

Hand washing: Pour room temperature water in a basin. Add a few squirts of the Laundress Wool and Cashmere Shampoo. Agitate the water and detergent by hand to mix. If sweater is stained: Pre-treat any stain with stain solution. Add sweater to water basin (Do not mix colors, sort by like colors only) & move the sweater in the water for a minute by hand. Let it soak for at least a half hour. (*Note if you leave sweater soaking over night it will not harm it.) If you see color in the water, do not panic - all dyed yarns release color. Run room temperature water into basin to rinse out soapy water, run water until soapy water is gone. Take soaking wet sweater out of the basin. Do not wring the sweater. Lay towel over flat surface and place sweater completely flat on the towel and roll the sweater up in towel (like a rolling pin) to remove the water. Lay sweater flat on drying rack or on a towel. Allow to dry overnight.

Machine washing: Only machine wash with cool water in a delicate cycle with The Laundress Wool & Cashmere Shampoo. (Best in a mesh bag). Do not mix colors, sort by like colors only. Wash items inside out to minimize pilling.
DO NOT PUT IN THE DRYER.

WASHING SILK/DELICATES RECIPE:

Hand washing: If the item is stained: pre-treat the area with The Laundress Stain Solution or use The Laundress Lady Wash & Stain Bar. Pour room temperature water into a basin with the item(s) to wash. Add a few squirts of The Laundress Delicate Wash or one capful. Do not mix colors, sort by like colors only. Use your hands to agitate the water and detergent. Let soak for ½ hour (we do not recommend soaking silk for longer). To rinse, run room temperature water into the basin until soapy water is gone. Lay towel over flat surface and place item on the towel making sure it is completely flat. Roll the item up in the towel (like a rolling pin) to remove excess water. Lay item flat on a drying rack, a towel, or hang to dry. Some items may need to be steamed after washing.

Machine washing: If the item is stained: pre-treat the area with The Laundress Stain Solution or use The Laundress Lady Wash & Stain Bar. Change machine setting to "delicate cycle"; add the appropriate amount of Delicate Wash in machine. Do not mix colors, sort by like colors only. Place items in The Laundress Mesh Bag before putting in the machine. Do not put in the dryer! Lay item(s) flat on a drying rack, a towel, or hang to dry as described above. Some items may need to be steamed after washing.